



Trailer Range

Midland
BEHIND YOU ALL THE WAY

Excellence on wheels



Welcome to Midland, where engineering expertise and quality come together in every trailer we design and manufacture. With our exclusive three-stage finishing process and innovative technology, Midland sets the bar for excellence in the trailer industry.

Experience Custom Built Perfection

Your journey with Midland starts with a personalised consultation, where our dedicated team takes the time to understand your needs and budget. Guided by a detailed brief, our in-house engineering team designs your trailer with precision. From concept to completion, we collaborate with you to cover every detail.

Transparency at Every Stage

At Midland, we value open communication. We provide detailed drawings in both PDF and 3D formats, allowing you to witness your trailer's journey from design to production. Rest assured that your trailer will be delivered exactly as envisioned, without any surprises along the way.

Service Beyond Expectations

Our dedication to excellence extends beyond our products. From your first inquiry to hitting the road, we promise a seamless and exceptional experience. Customer satisfaction is at the heart of everything we do, and our dedicated team will support you every step of the way.

Choose Excellence, Choose Midland

When it comes to trailers, Midland believes in excellence on wheels. We are committed to uncompromising quality, locally-sourced materials, and a personalised approach. Trust us to exceed your expectations and enhance your journey on the road.

Contact us today to unlock your full potential, increase efficiency, and get on the road faster with Midland's Australian-made trailers. We combine expert engineering, cutting-edge technology, and a personalised collaboration process – all backed by our commitment to customer satisfaction, short lead times and competitive pricing. **At Midland, we are behind you all the way.**

Performance and Durability

A Legacy of Reliability Since 2006

At Midland, our legacy of reliability since 2006 has made us a trusted choice in the industry. Our name is synonymous with user-friendly, reliably designed trailers that blend traditional design with innovative engineering.

Tradition Meets Innovation

Our trailer range is engineered and built to withstand the harshest Australian conditions, whether it's a single trailer or part of a multi-road train configuration, cruising the highway or conquering the rugged outback. We don't just build trailers; we manufacture them to thrive in the most challenging environments.

In-House Excellence

Our in-house engineering and design team sets us apart, empowering us to create market-leading transport trailers that stand the test of time. We guarantee that our trailers, built with the highest degree of excellence, will not let your fleet down.

Versatility Unleashed

Choose Midland Trailers for unmatched reliability, innovation, and versatility, backed by our team of experts who deliver the best for our customers. We're proud of our Australian-owned and operated company, and we're committed to providing solutions that meet your unique needs.



All Australian

All of our Trailers are designed and built here in Australia from Australian Steel



Behind you all the way

Our trailers are backed by our team, we believe in supporting you in every journey



Short Lead Time

Get on the road faster with a 6-month lead time on all custom builds





PBS Combination Trailers

Enhancing Efficiency, Productivity, and Safety with Midland's PBS Combinations

Discover our range of PBS combination trailers, including Flat top and Skel trailers, all designed and manufactured to your unique requirements.

Midland has developed our own exclusive set of Performance-Based Standards (PBS) Design Approvals. These Design Approvals are designed not only to meet industry standards but also help owner-operators hit the road faster while significantly enhancing safety, productivity, and efficiency.



Improved Safety

A PBS marketplace review* released in 2018 by the National Transport Commission (NTC) highlighted that PBS vehicles are involved in 46% fewer major crashes per kilometre travelled than conventional vehicles and improve productivity by an average of 15 to 30%.

PBS vehicles are designed with an emphasis on stability and control. The combination of longer wheelbases, optimised weight distribution, and other design features makes them less prone to rollovers and loss of control.

**Statistics provided by nhvr.gov.au*





Drop Drop Deck Trailers

Experience unmatched reliability and effortless loading

Midland trailers have earned a solid reputation for exceptional performance, in road construction and earth moving sectors, ensuring a safe loading and unloading experience. Trust in our commitment to quality and manufacturing, making Midland the preferred choice for those seeking dependability in diverse applications.



Key Features

Axle Configurations

Available in Bogie, Tri or Quad Axle configurations

ATM (Aggregate Trailer Mass)

Up to 45 Tonnes

Payload

Up to 36 Tonnes

Axle Options

Lift and Steer axles available

Suspension Options

Air or Spring

Length Options

Up to 50 ft

Deck Material Choices

Checker Plate or Bissaloy Deck options

Combing Styles

Select from Flush, TFB or C-channel

Container Pin Options

3-way container pins

Combination Options

B Double or Road Train compatible (depending on design specifications)

Lighting

All trailers come standard with state-of-the-art plug and play wiring harness and multivolt LED lights



Tri Axle Low Loaders

Get ahead of the game with our Step Deck and Goose Neck configurations

Midland Tri Axle Low Loaders provide secure and reliable transportation for heavy machinery, ensuring your valuable load reaches its destination safely. With impressive weight capacities, our trailers deliver smooth and efficient transport.

When it comes to wide or oversized loads, our innovative Deck Widening Trailers are the ideal solution. Their deck widening feature easily accommodates a larger or irregularly shaped load, providing secure transport in challenging scenarios.

Combine our Tri Axle Low Loaders and Deck Widening Trailers for maximum flexibility and efficiency in your transportation operations. Whether it's construction equipment, agricultural machinery, or oversized load, our trailers offer the stability, durability, and adaptability you need for the job.



Key Features

Deck Widening

Adjustable from 2490mm to 4000mm

Configuration

Goose Neck or Step Deck

ATM (Aggregate Trailer Mass)

Up to 45 Tonnes

Payload

Up to 30 Tonnes

Suspension Options

Spring or Airbag

Hitch Options

Choose from 50 or 90 Kingpin

Floor Material

Standard 6–8mm
Bissalloy/Hardox

Rear Configuration

Fixed or Bi-Fold rear available,
with optional front ramps

Protective Finish

Fully sandblasted, poly zinc
undercoated, and powder-coated
for durability

Lighting

All trailers come standard with
state-of-the-art plug and play
wiring harness and multivolt
LED lights

Quad Axle Deck Wideners

Unlock Extraordinary Deck Width with Midland's Quad Axle Deck Wideners

Experience the unrivaled capability of our Quad Axle Deck Widener Trailer with its cutting-edge deck widening function. This innovative feature allows for seamless expansion of the trailer's deck width, creating generous space to accommodate larger or oversized loads. Effortlessly adapting to diverse loading needs, our trailer ensures transportation that is both efficient and secure.

Engineered to meet the demands of the agricultural, farming, and transportation industries, our Quad Axle Deck Widener Trailer is an invaluable asset. Its versatile deck widening function provides the flexibility and convenience professionals require to transport a wide variety of loads, ranging from machinery and equipment to oversized bulk materials.



Key Features

Deck Widening

Adjustable from 2490mm to 4000mm.

Configuration

Goose Neck or Step Deck

Axle Options

Bogie rear steer and lift axles available

ATM (Aggregate Trailer Mass)

Up to 55 Tonnes.

Payload

Up to 36 Tonnes

Suspension Options

Spring or Airbag.

Hitch Options

Choose from 50 or 90 Kingpin

Floor Material

Standard 6–8mm
Bissalloy/Hardox.

Rear Configuration

Fixed or Bi-Fold rear available, with optional front ramps

Protective Finish

Fully sandblasted, poly zinc undercoated, and powder-coated for durability

Lighting

All trailers come standard with state-of-the-art plug and play wiring harness and multivolt LED lights



Container Skel Trailers

Unlock efficiency and flexibility in container transport with Midland

Experience unparalleled reliability and efficiency in container transport with Midland Container Skels. Our expertly designed solutions are designed to meet the ever-evolving needs of containerised freight.

Flexible 4-way container pins: Efficiently transport your containers with ease.

Lightweight options for single or B Double configurations: Maximize payload capacity while ensuring efficient transport.

Adaptability of A Double or Road Train setups: Choose the setup that best suits your container transport requirements.

Key Features

Length

Based on customer requirements

Container Pins

4-way container pins with optional side loader pads

ATM (Aggregate Trailer Mass)

Up to 55 Tonnes

Suspension Options

Spring or Airbag.

Hitch Options

Choose from 50 or 90 Kingpin

Combination Options

B Double or Road Train compatible (depending on design specifications)

Protective Finish

Fully sandblasted, poly zinc undercoated, and powder-coated for durability

Lighting

All trailers come standard with state-of-the-art plug and play wiring harness and multivolt LED lights



Retractable Skel Trailers

Unlock a new era in container transport with Midland's Retractable Skel Trailers. Designed for versatility and efficiency, these trailers redefine the way we approach logistics.

Adaptive Configuration: Retractable design allows for easy adjustment to accommodate various container sizes, providing unparalleled flexibility in your transport operations.

Space Optimization: Maximizes space utilization, making it an ideal solution for tight spaces or areas with limited maneuverability.

Quick Loading and Unloading: Hassle free roller skate design retractable mechanism ensures swift loading and unloading, minimizing downtime and optimizing productivity.



Key Features

Configuration

A Double or Road Train setups

Container Pins

4-way container pins with optional side loader pads

Retracting Slides

Unique 10-tonne roller skate design

ATM (Aggregate Trailer Mass)

Up to 55 Tonnes

Suspension Options

Airbag

Hitch Options

Choose from 50 or 90 Kingpin

Protective Finish

Fully sandblasted, poly zinc undercoated, and powder-coated for durability

Lighting

All trailers come standard with state-of-the-art plug and play wiring harness and multivolt LED lights





Hay Spec Combination Trailers

Get the job done right with Midland's rugged and reliable Hay Spec Trailers.

These trailers are designed to meet the unique demands of the agriculture and farming industry, making your hay transport easier and more efficient.



Key Features

Length

40 foot to 48 foot

Winch Track

Load Binders on track

Rails

4 or 5 inch Combing options

ATM (Aggregate Trailer Mass)

Up to 45 Tonnes

Axle and Suspension Options

Spring or Airbag suspension from BPW, Hendrickson or K-Hitch

Hitch Options

8mm Skidplate with 50mm bolt in kingpins

Floor Material

3mm or 5mm Chequer plate

Hitch

Just landing legs, making hitching and unhitching a breeze

Front and Rear Removable Load Racks

5-foot removable load racks

Protective Finish

Fully sandblasted, poly zinc undercoated, and powder-coated for durability.

Lighting

All trailers come standard with state-of-the-art plug and play wiring harness and multivolt LED lights



B Double/Triple Combination Trailers

Unleash the Versatility of Midland's B Double/Triple Combination Trailers

Whether in flat top or drop deck configurations, the versatile B Double/Triple has become an iconic presence on the roads across our nation, standing as the most common method of transporting goods since the mid-1980s.

Configuration Options

Flat Top A and B Trailers

Streamlined flat top design for efficient and straightforward load transport.

Flat Top A and Drop Deck B

Combining a flat top and drop deck for added flexibility in accommodating various loads.

Drop Deck A and Drop Deck B

Optimal for managing larger or irregularly shaped load with dual drop deck configurations.

B Double Skel

B Double light weight Skels for maximum payload



Key Features

Length

Customisable to suit combination

Load Restraint

Container twistlocks, internal tie down points and bolsters as options

Coaming Rails

4 or 5 inch Coaming Rails

ATM (Aggregate Trailer Mass)

Up to 45 Tonnes.

Suspension Options

Spring or Airbag

Axles

Bogie or Tri Axle

Hitch Options

50mm or 90mm bolt in kingpin

Floor Material

Choose between 3mm or 5mm checker plate

Protective Finish

Fully sandblasted, poly zinc undercoated, and powder-coated for durability.

Long Vehicle, or Oversize Signage

Customizable signage options for long vehicle, or oversize transportation applications.

Lighting

All trailers come standard with state-of-the-art plug and play wiring harness and multivolt LED lights

Flat Top Trailers

Experience Unmatched Efficiency and Versatility

Experience the best in transport solutions with Midland's Flat Top Trailers. Our trailers maximise load space with a sleek design, ensuring efficient transport without compromising on safety durability or performance.

Enhanced stability and durability are guaranteed, even in challenging terrains or adverse weather conditions. Customize your trailer deck to meet specific requirements, whether it's general freight or specialised load.

Built tough with high-quality materials, our trailers deliver exceptional performance, reducing downtime and maintenance costs.



Key Features

Length

40 to 50-foot

Load Restraint

Container twistlocks, internal tie down points and rope rail

Coaming Rails

4 or 5 inch Coaming Rails for enhanced safety and secure loading

ATM (Aggregate Trailer Mass)

Up to 55 Tonnes

Suspension Options

Spring or Airbag

Axles

Bogie, Tri Axle or Quad Axle

Hitch Options

50mm or 90mm bolt in kingpin

Floor Material

Hardox or checker plate decking with flush or raised coaming

Protective Finish

Fully sandblasted, poly zinc undercoated, and powder-coated for durability.

Road train, Long Vehicle, or Oversize Signage

Customizable signage options for road train, long vehicle, or oversize transportation applications.

Stainless Steel Accessories

Options include Toolboxes and watertanks

Lighting

All trailers come standard with state-of-the-art plug and play wiring harness and multivolt LED lights



Flat Top Extendable Trailers

Unleashing Unparalleled Versatility

Discover the comprehensive range of Midland Flat Top Extendable Trailers, designed to meet your specific operational and regulatory requirements. With extended lengths ranging from 13.6 meters to 23.8 meters, our trailers offer unrivaled flexibility. Whether you need non-steering or steering units, Midland has the solution for you.

Midland Flat Top Extendable Trailers are available in various configurations to suit your diverse needs. Choose from flat top, or step deck designs, allowing you to transport a wide range of load types. Our trailers excel in both single trailer and multi-combination applications, providing you with maximum versatility.



Key Features

Length

Extendable to 23.8 metres

Load Restraint

Container twistlocks, internal tie down points and bolsters as options

Coaming Rails

4 or 5 inch Coaming Rails

ATM (Aggregate Trailer Mass)

Up to 45 Tonnes.

Suspension Options

Spring or Airbag

Axles

Bogie or Tri Axle

Hitch Options

50mm or 90mm bolt in kingpin

Floor Material

Choose between 3mm or 5mm checker plate

Protective Finish

Fully sandblasted, poly zinc undercoated, and powder-coated for durability.

Long Vehicle or Oversize Signage

Customizable signage options for long vehicle, or oversize transportation applications.

Lighting

All trailers come standard with state-of-the-art plug and play wiring harness and multivolt LED lights



Steel Spec Trailers

**Steel Mezz (Mezzanine) Deck Trailers:
The Ultimate Choice for Steel Transportation**

Mezz Deck Trailers

Perfect for lighter loads, such as rainwater goods, and roofing

- Top and bottom gates systems
- Slide out load supports to the bottom deck
- Scratch resistant bottom decks
- Under deck lighting
- Easy access rear doors





Step Deck Trailers

Transport tall or oversized steel coils effortlessly with our Step Deck Trailers

- Lower center of gravity ensures stability and safety for your load
- In deck tie downs for chaining down loads
- Available in many configurations

Versatile Flatbed Trailers

Flatbed trailers provide a versatile solution for steel transport

- Straight or stepped bolsters available
- Web rail fall protection if required
- Fixed or removable front and rear load racks

All Midland Trailers are engineered and designed to meet the requirements of the steel industry.

Midland installs certified and plated front load racks to ensure peace of mind when transporting your steel.



Dog Trailers

Truck and Dog Combinations, Delivering Efficiency and Agility

Truck and Dog Combinations

Midland Dog Trailers provide a versatile solution for various industries such as road contractors, councils and earthmovers. Available in 2, 3 and 4 axle combinations

Convenient Unloading Capability

Save time and enhance efficiency with our Dog Trailers' convenient unloading capability, eliminating the need to unhitch the trailer. Perfect for businesses that require seamless and quick unloading processes.

Enhanced Maneuverability

Excel in tight landscapes and navigate building sites effortlessly with our Dog Trailers' superior agility, ensuring optimal productivity in any location whilst maximising combination masses



Key Features

Options

2, 3 or 4 axles, step deck or Flat top

ATM (Aggregate Trailer Mass)

Up to 33 Tonnes.

Payload

Up to 20 Tonnes

Suspension Options

Spring or Airbag.

Hitch

Ring Feder, Pintle or Bartlett Ball Hitches

Coaming Rails

Profile or standard

Floor Material

Standard 5mm chequer plate

Rear Configuration

Fixed or Bi-Fold rear available, with dual hydraulic ramp spools

Protective Finish

Fully sandblasted, poly zinc undercoated, and powder-coated for durability.

Lighting

All trailers come standard with state-of-the-art plug and play wiring harness and multivolt LED lights



TAG Trailers

Get unparalleled performance and versatility with Midland's Tag Trailers.

Robust Construction

Built to withstand challenging environments, we use only the best materials and meticulous craftsmanship to ensure unwavering reliability and longevity.

Versatile Configurations

Designed to meet your needs, our Tag Trailers offer flexible configurations, including Single Axle, Tandem and Tri-Axle setups. Choose the ideal option for seamless transportation of your goods.

Customisable Deck

With diverse load types and sizes in mind, our trailers come with customisable deck options, guaranteeing a secure and efficient transportation experience customized for your load.

Easy Maneuverability

Midland's Tag Trailers boast exceptional maneuverability, making them perfect for navigating diverse terrains and confidently transporting your goods.



Key Features

Configuration

Bogie or Tri Axle

Front Leg

Hydraulic front leg

ATM (Aggregate Trailer Mass)

Up to 28 Tonnes.

Payload

Up to 20 Tonnes

Suspension Options

Spring or Airbag.

Hitch Options

Choose from Pintel Hook or Bartlett Ball

Floor Material

Standard 5mm chequer plate

Rear Configuration

Single or Bi-Fold ramps, drop down rear legs for loading

Protective Finish

Fully sandblasted, poly zinc undercoated, and powder-coated for durability.

Lighting

All trailers come standard with state-of-the-art plug and play wiring harness and multivolt LED lights



Skip Bin Transfer Trailers

Key Features

Configuration

Up to 6 Axles

ATM (Aggregate Trailer Mass)

Up to 58 Tonnes

Suspension Options

Spring or Airbag

Hitch Options

Standard Ring Feder tow eye

Bin Lock Configuration

Single or two way hydraulic locking system with lock out valve

Protective Finish

Fully sandblasted, poly zinc undercoated, and powder-coated for durability.

Lighting

All trailers come standard with state-of-the-art plug and play wiring harness and multivolt LED lights



Pole Jinker Trailers

Key Features

Length

Extendable up to 20m

ATM (Aggregate Trailer Mass)

Up to 32 Tonnes

Suspension Options

Spring or Airbag

Hitch Options

Pintle Hook, Bartlett Ball or King Pin options

Load Bolsters

Adjustable load bolsters with unique strapping system

Protective Finish

Fully sandblasted, poly zinc undercoated, and powder-coated for durability.

Lighting

All trailers come standard with state-of-the-art plug and play wiring harness and multivolt LED lights



Pig Trailers

Key Features

Length

Customisable

ATM (Aggregate Trailer Mass)

Up to 18 Tonnes

Suspension Options

Spring or Airbag

Hitch Options

Pintle Hook, Bartlett Ball or Ring feder options

Floor Material

Standard 3mm chequer plate

Protective Finish

Fully sandblasted, poly zinc undercoated, and powder-coated for durability.

Lighting

All trailers come standard with state-of-the-art plug and play wiring harness and multivolt LED lights



Beekeeper Trailers

Key Features

Length

Customisable

ATM (Aggregate Trailer Mass)

Up to 33 Tonnes

Suspension Options

Spring or Airbag.

Hitch Options

Ring feder options

Load Racks

Customisable to suit loading needs

Floor Material

Standard 3mm chequer plate

Protective Finish

Fully sandblasted, poly zinc undercoated, and powder-coated for durability.

Lighting

All trailers come standard with state-of-the-art plug and play wiring harness and multivolt LED lights



Design and Engineering

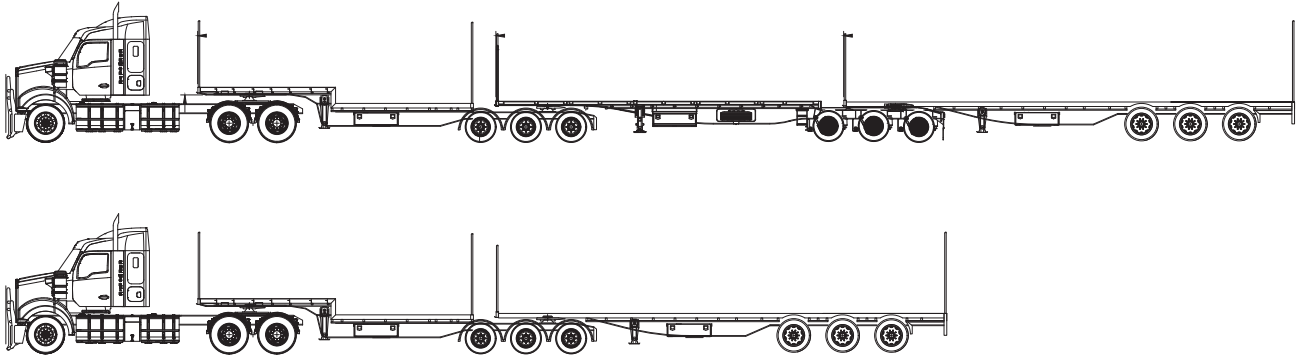
Innovating excellence

Our in-house Engineering and Design team is led by seasoned professionals with a wealth of experience. Their deep understanding of trailer dynamics, materials, and cutting-edge technologies ensures that each Midland trailer is of the highest quality and performance.

We don't just design trailers at Midland; we engineer solutions. From concept to execution,

innovation is embedded in every design. Armed with the latest design software and technology, we use the power of 3D modeling and simulation to perfect each design. Our commitment to staying at the forefront of technological advancements guarantees that Midland trailers are built for tomorrow's challenges.

Whether you need a standard trailer or a custom-built solution, we are committed to delivering excellence through drafting and designing a trailer to meet to your unique needs.



Choose innovation, choose reliability, choose Midland



Sand Blasting and Powder Coating

The key to precision and durability at every layer

At Midland, we are committed to delivering the highest quality with our 4-step Sand Blasting and Powder Coating process, ensuring that every Midland trailer stands out for its durability and flawless finish.

Sand Blasting Excellence

Our Sand Blasting process adheres to the Australian Standard AS1627 preparation process. We meticulously prepare trailer surfaces using cutting-edge techniques, removing impurities and creating the perfect foundation for the coating process. The result is optimal adhesion and long-lasting durability.

Powder Coating Perfection

Our Powder Coating process combines aesthetics and durability flawlessly. With state-of-the-art facilities and revolutionary technology, we apply a resilient, uniform coating that not only enhances the visual appeal of your trailer but also offers robust protection against the elements.

Quality Control at Every Stage


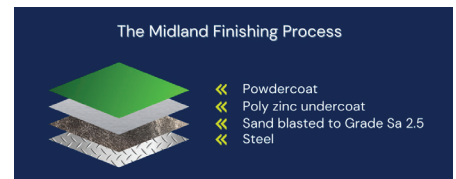
Our commitment to quality means rigorous inspections at every stage of the Sand Blasting and Powder Coating process. Our dedicated team ensures that each trailer undergoes thorough scrutiny, guaranteeing a flawless finish that meets our unwavering standards of excellence.

Customisation for Individuality and Consistency

Express your unique brand and style by choosing from our range of finishes and colors, from Dulux, Interpon and Oxytech

Choose Midland, Choose Lasting Quality

When you choose Midland, you choose precision and perfection as our unwavering standards. Our trailers are built to embody lasting quality, inside and out. Discover the Midland difference today.



Enhance Your Trailer Experience:



Wheels

- Chrome outers
- Steel with silver
- Polished Alloy
- Alcoa Durabrite
- Evershine



Axles

- K Hitch Drum and Disc 17.5'-22.5'
- BPW Axles, Drum/ Disc 17.5'-22.5'
- BPW Rear Steer Axle
- Hendrickson's 22.5'



Suspension

- Hendrickson
- BPW Airbag
- Weweler Airbag
- Spring



Lift axle suspension

- (with airbags)



Airbag Raise / Lower Valve

- Wabco Electric
- Wabco Manual
- Smart Phone compatible



Mudguards

- Stainless Steel
- Plastic in a range of colours



Spare Tyre Carriers

- Goose Neck
- Winch Style
- Under Deck




EBS Braking systems

- Smart Board with Scales
- Opti Link
- Smart Phone Compatible



Tow Couplings

- Pintle / Bartlett
- Ring Feeder
- 50mm weld in tow eye
- 50mm bolt in tow eye
- 50mm 8 bolt tow eye
- 2 position king pin
- Oscillating Skid Plate
- Oscilating Skid Plate
- 2 Position King Pin



Front Ramps (Tag / Dog)

- Spring assist
- Hydraulic



Front Ramps (Drop Deck / Widener)


- Pull Out Front
- Flip Over Front
- Hydraulic Lift

Accessories and Upgrades



Rear Ramps

- Standard 800 x 2850mm
- Extra Wide 1000 x 2850mm
- Heavy Duty 800 x 3250mm
- Bi-Folds 900 x 4060mm
- Long Bi-Folds 900 x 4860mm
- HD Bi-Folds 900 x 4860mm
- 1100 x 2850 Full Width Rear Ramps with Tread Mesh



Hydraulics

- Electric Power Pack
- Petrol Power Pack
- Deisel Power Pack
- Remote Control Options



Front Legs

- Hydraulic Front Leg
- 24000kg Wind Down Leg
- 5500kg Wind Down Leg



Tie Points

- 10mm In-Deck Tie Down Points
- 13mm In-Deck Tie Down Points
- Bar Type In Deck Tie Downs



Reversing lights, Beepers and Cameras



Water Tanks

- 50L polished
- 60L Polished Hand Wash



Container Pins



Signage

- Oversize Kit
- Road Train Kits
- Long Vehicle Kits



Weight Scales

- Right weigh digital
- Right weigh analogue
- Wabco Smartboard Scales
- E-Max, Airtech and other OBM compatible devices



Toolboxes

- Stainless Steel
- Powdercoated
- In Floor Toolboxes
- Under Deck Drawers



Grip text deck coating

- Power coated into the surface
- Roll on top pack

Midland

BEHIND YOU ALL THE WAY